

EN

Modular Comfort Lifts

iD Sf E D

Collection 2018



LIFTINGITALIA[®]
MODULAR COMFORT LIFTS

MADE IN ITALY



Modular Comfort Lifts

mobility & contemporary livings



Our products:



inDOMO A solid product with Italian design

The maximum comfort for your house with soft starting and running and lights studied to improve the travel experience. The car dimension can be extended to allow the maximum space in full comfort.



STAIRfit Uses up to the last centimetre available

Where the others give up, STAIRfit can be the answer. We have used special solutions to obtain the thinnest home lift of our range: a total width of 500 mm with the same door opening, in a car depth from 650 to 1200 mm.



EXCEL Generous dimensions and big capacity

Designed to fulfil the needs of a commercial building or a hospital, it joins the robust construction of a cargo with the plain elegance of a business lift. Thanks to its sturdy structure and to the hydraulic traction, it grants big loads in total safety. The generous dimensions and the possibilities of customization allow a huge range of uses.



DOMINO Speed and load

Domino is the lift at a top of our range, with a load up to 1000 kg and 0.6 m/s speed. It's solid structure and the oil-hydraulic traction allow to transport up to 13 persons, keeping all the highest safety and reliability prerequisites

SMART the beauty of simplicity

Walls

Skin plate



Stainless steel

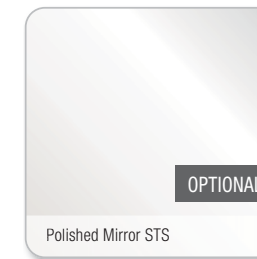
Floor



* Round studded rubber

Set up

COP + ceiling + door contour



Optional





CABIN adapt for:



inDOMO



EXCEL



DOMINO

Always up to date, simple and economic,
it's the best selling of our cars.

IDEA elegance and flexibility

Plastic laminate walls (solid colour)

CLIMB (coarse)

OPAQUE

GLOSS




Floor



* Round studded rubber

Set up

COP + ceiling + door contour



Optional





CABIN adapt for:



inDOMO



STAIRfit

Brilliance, freshness and a wide range of colours create a unique car.

OPERA

the warmth of the accessible luxury

Laminate walls (wooden like)



HORIZONTAL PATTERN

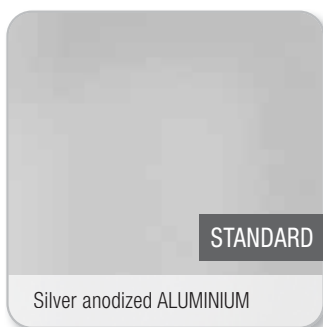


VERTICAL PATTERN

Floor



COP + ceiling + door contour



Set up

Optional





CABIN adapt for:




The most elegant style given by the best finishes with a modern design.



STYLE timeless look

Walls combination

Stainless Steel



Wooden boards



Composite granit



Floor

COP + ceiling + door contour + rear wall



Set up



CABIN adapt for:



inDOMO



EXCEL



DOMINO

The stainless steel timeless elegance gives values to both modern and classic settings.

2 panels automatic side opening door

Car and landing 2 panels automatic side opening door with safety device to re-open in case of obstructions.

Versions: BL (solid), GL (glazed)

Available also:

- Fire rated E120
- Fire proof EI120

LANDING door finishes:

Skinplate



Stainless steel



Painted steel



3 panels automatic side opening door

Car and landing 3 panels automatic side opening door with safety device to re-open in case of obstructions.

Versions: BL (solid), GL (glazed)

Extremely thin:

- 60 mm sill

- 180 mm transom panel

CAR door finishes:

Skinplate



Stainless steel



Painted steel



Automatic doors kit MyDOMOpack

Made up of a folding automatic car door and a double leafs swing automatic landing door

Double leafs swing landing door coupled with a folding car door completely automatic in opening and closing operations. A safety device stops the movement in case of obstruction.


The stand-alone MyDOMO landing door

is also available:


- BL (solid),
- GL (glazed)

CAR door finishes:

Stainless Steel




Painted steel



LANDING door finishes:

Aluminium



Painted steel



Lumiere Door

Single leaf swing door; manual opening and automatic closing




Aluminium single leaf swing door with manual opening and automatic closing.

Available versions:


- BL (solid),
- GL (glazed)

LANDING door finishes:

Aluminium



Painted steel



ALUMINIUM



STAINLESS STEEL

SMART COP

full height scotch brite STS

SMART
CABIN



STYLE COP

full height polished Mirror STS

STYLE
CABIN



COP CONFIGURATION:

- Braille push buttons
- Alarm button
- Luminous and acoustic overload signal
- Door open push button (only with automatic doors)
- Mushroom STOP button (only without car doors)
- Emergency light
- Bi-directional intercom

COP OPTIONS:

- Enabling key
- Magnetic iButton key
- Position and direction displays
- Phone dialler
- Wall phone
- In-built telephone box (where possible)
- LCD Display (5,6")
- TFT Display (7")

IDEA COP

full height anodized aluminium



STANDARD

SILVER ANODIZED ALUMINIUM

OPERA COP

3/4 height anodized aluminium



STANDARD

SILVER ANODIZED ALUMINIUM

CAR display:



TFT (7")
Without frame
Dimensions: 154 x 86mm



Tricolor LCD (5,6")
With metal frame
Dimensions: 120x60 mm

Push buttons and landing displays:



On the door frame (standard)



On the wall (optional)

PLEXY ceiling

not backlighted (standard)

Counter-ceiling QUADRO

backlighted



NEW STANDARD

Ergonomic handrail in extruded aluminium



STANDARD CEILING for:




STD. COUNTER-CEILING for:



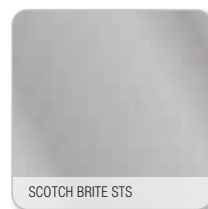
OPTIONAL COUNTER-CEILING for:



CEILING finishes (same as setup):



CEILING finishes (same as setup):



Counter-ceiling WINDOW

backlighted

Counter-ceiling SPOTLIGHTS

with LED spot lights



STD. COUNTER-CEILING for:



OPTIONAL COUNTER-CEILING for:



STD. COUNTER-CEILING for:



OPTIONAL COUNTER-CEILING for:



CEILING finishes (same as setup):



CEILING finishes (same as setup):



Portfolio






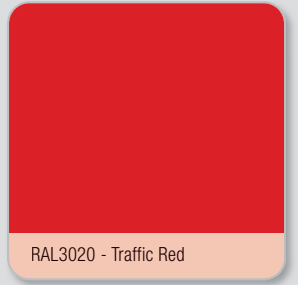


CROSS metal structures





RAL colour range

our selection





LIFTINGITALIA[®]
MODULAR COMFORT LIFTS

LIFTING ITALIA S.r.l.

Via Caduti del Lavoro, 16
43058 Bogolese di Sorbolo (Parma), Italy
tel +39 0521.695311
fax +39 0521.695313
info@liftingitalia.it
www.liftingitalia.it

Authorized dealer:

MADE IN ITALY